


“The Fun One”

VOLUME 6, NUMBER 05 MAY 2015



**Flotilla 33-1
40 & 8 Club
3113 S. 70 St.
Omaha, Nebraska**

FLOTILLA 33-1 OFFICERS

Flotilla Commander (FC) - Barb Westcott
Vice Flotilla Commander (VFC) -
James Miller
Immediate Past Flotilla Commander (IPFC) -
Jim Westcott
Secretary (FSO-SR) - Jean Goble
Treasurer (FSO-FN) - George McNary
Communications (FSO-CM) - James Miller
Communication Services (FSO-CS) -
Barb Westcott
Information Services (FSO-IS) -
Barclay Stebbins
Materials (FSO-MA) - Bernie McNary
Marine Safety (FSO-MS) - Shane Wilson
Aids to Navigation (FSO-NS) - Shane Wilson
Member Training (FSO-MT) - George McNary
Operations (FSO-OP) - Warren Koehler
Public Affairs (FSO-PA) - Jim Westcott
Publications (FSO-PB) - Barb Westcott
Public Education (FSO-PE) - Richard Goble
Human Resources (FSO-HR) - Richard Goble
Program Visitor (FSO-PV) - Dan Groenendyk
Vessel Examiner (FSO-VE) - Dan Groenendyk

Send articles for "The Fun One" to:
Barb Westcott
1808 Franklin St.
Bellevue, NE 68005-3456
Fax: 402-397-2306
E-mail: kc0h1b@cox.net

Published by and for members
of Flotilla 33-1 U.S. Coast
Guard Auxiliary 8th Western
Rivers Region. Opinions
expressed herein are not
necessarily those of the
U.S. Coast Guard or U.S. Coast
Guard Auxiliary.

**On Facebook we are found at:
USCGAUX Flotilla 85-33-01**

SCHEDULE OF EVENTS

09 May	Boating Safety Class
16 May	Start of Safe Boating Week
	Boating Safety Class
18 May	Flotilla 33-1 Meeting
06Jun	Boating Safety Class
07 Jun	Flotilla Summer Social
13 Jun	Boating Safety Class
20 Jun	Boating Safety Class

**See the calendars and check our website
for possible date changes**

INSIDE THIS EDITION

Flotilla Officers	2
Schedule of Events	2
Flotilla Commander's Message	3
Message from the National Commodore.....	4-6
Important Notice.....	7
Pictures.....	8-9
Information Bug	10-14
May Calendar.....	15
June Calendar.....	16

**Want to see more pictures?
Please remember to check out the website at:
http://wow.uscgaux.info/WOW_signin.php?**



CONFIDENTIALITY NOTICE-PRIVACY ACT OF 1974
The disclosure of the personal information contained in this publication is subject to the provisions contained in the Privacy Act of 1974. The subject Act, with certain exceptions, prohibits the disclosure, distribution, dissemination or copying of any material containing the home addresses, home telephone number, spouses names and social security numbers, except for official business. Violations may result in disciplinary action by the Coast Guard

FLOTILLA COMMANDER'S MESSAGE



APRIL 2015

The Division 33 Awards Dinner is a wonderful memory. Due to all of your hard work, Flotilla 33-1 received the award for “Top Performer” for Public Education and Member Training, the “Commodore’s Award” and the Admiral’s Award,” plus several personal awards for some of our members.

The division meeting was very informative for those that were able to attend. The Ops training that was presented by George McNary, VCDR, was quite informative.

Please look at some of the pictures from the dinner that are included in this newsletter. Also check our WOW site for more pictures.

I know that you are all looking forward to a busy summer with patrols, PA events, and boating safety classes. Remember to use the GAR system whenever you are going out on a boat. Watch the weather, as this can be a volatile time of year. Remember we all want you to

Stay safe!

**Barb Westcott FC
8WR 33-1**



© Copyright 2013 Coast Guard Auxiliary Association, Inc. All Rights Reserved



A Message from the National Commodore

Sexual Assault Awareness Month - 2015

Fellow Auxiliarists,

Rape, sexual assault, and sexual harassment impact our community, and statistics show one in five women and one in 71 men will be raped at some point in their lives (Black et al., 2011). Our mission is to eliminate sexual assault from the Coast Guard and the United States Coast Auxiliary and adhere to the Coast Guard's Sexual Assault Prevention and Response Program. The Commandant's call to action is NOT IN MY COAST GUARD; I respectfully would add, NOT IN MY AUXILIARY.

As your National Commodore I will not tolerate sexual harassment, sexual assault, or sexual misconduct of any kind in the Auxiliary and as a member of Team Coast Guard. If you see something that is wrong and against the Coast Guard policy on sexual misconduct, you need to have the courage to say something. This includes having the courage to intervene when you witness sexual assault, predatory behavior, sexual harassment or other misconduct. You may be the only one who notices the misconduct. I implore you to ask questions, encourage your shipmates, and challenge or report inappropriate behavior, whether it is directed at you, or someone else. Shipmates, there are no bystanders in the prevention of, or response to, sexual assault. Your devotion to duty is demonstrated by doing the right thing, the right way, at the right time, for the right reason. Dedication yourself to the maintenance of the high moral, professional and personal standards that come with service in our Coast Guard is but one more way to demonstrate your devotion to duty.

Please review the following ALCOAST and if you have the opportunity to wear Service Dress Bravos while assigned to duty (or wear blue/teal clothing on civilian attire) on 08 April please do so. Also, if you can present the Sexual Assault Prevention and Response Training Session (AUXLMS code 810045/AUXDATA Short Title "SAP") at your next flotilla meeting to show support of the Coast Guard's commitment, that would be most appreciated. You can download MT materials at the Training Directorate website at <http://www.uscgaux.info/content.php?unit=T-DEPT&category=mandated-training>

Very respectfully,

Mark Simoni

National Commodore

U.S. Coast Guard Auxiliary



Continued on the next page

Black, M. C., Breiding, M. J., Smith, S. G., Walters, M. L., Merrick, M. T., Chen, J., & Stevens, M. R. (2011). National intimate partner and sexual violence survey: 2010 summary report. Retrieved from the U.S. Department of Health and Human Services, Centers for Disease Control and Prevention, National Center for Injury Prevention and Control,: http://www.cdc.gov/ViolencePrevention/pdf/NISVS_Report2010-a.pdf

###

UNCLAS //N01000//

ALCOAST 108/15

COMDTNOTE 1000

SUBJ: SEXUAL ASSAULT AWARENESS MONTH 2015 1. April is Sexual Assault Awareness Month (SAAM). SAAM 2015 will continue the campaign to solidify our culture into one grounded in mutual respect. This years theme is based on the Commandants call to action, NOT IN MY COAST GUARD.

2. We are actively focused on the four goals of climate, prevention, response, and accountability as outlined in our Strategic Plan. We have made significant progress over the last year to drive sexual assault from our ranks. From participating in the 2014 RAND Military Workplace Survey (RMWS) to chartering a Culture of Respect Integrated Process Team to establishing Sexual Assault Prevention and Response (SAPR) Crisis Intervention Teams, we have taken concrete steps to better understand the problems and challenges we face, create a strong preventative culture, and enhance victim services.

3. Having substantially strengthened our ability to respond to sexual assault, we will spotlight climate and prevention goals via a series of regional SAPR summits across the Coast Guard.

Additionally, we will release a series of communications to the field to socialize the Commandants intent to create and maintain a climate inhospitable to sexual assault and the behaviors that enable it, such as ostracizing, hazing, and harassment.

4. SAAM 2015 will launch the Commandants call to action by discussing our culture and empowering bystanders to intervene early and appropriately. SAAM 2015 will consist of the following activities:

A. Mandatory unit-led scenario-based discussion: This discussion will focus on transforming our values into action and enabling effective bystander intervention. All commands and staff elements shall conduct the all-hands scenario-based SAPR discussion in April.

B. A day of solidarity and awareness: On 08 April, encourage (but not require) military members to wear Service Dress Bravos and civilian members to wear blue/teal clothing to show support of the Coast Guards commitment. The Chiefs Mess will coordinate the day of solidarity. A member should not face retaliation or ostracism for the decision to participate or not.

Continued on the next page



C. Optional approved unit-level supplemental events and training:

I encourage all commands to conduct other approved SAPR-related activities. All commands have ownership of Coast Guard culture and voluntarily undertaking these activities will provide the visible leadership necessary to transform our culture. These activities can be found at: <http://go.usa.gov/3xB6F>.

5. The SAAM Working Group will mail a SAAM Toolkit DVD to each unit via the U.S. Postal Service. The standardized toolkit contains a video-based discussion and a facilitation guide for presenters. It also includes other supporting materials and a list of approved unit-level supplemental activities. Additionally, a low resolution copy of the video, facilitation guide, and updates from the SAPR Program will be available for downloading on the SAPR Program Portal page at: <http://go.usa.gov/3CpEJ>. If your unit has not received your SAAM Toolkit by 31 March or has any questions regarding SAAM 2015, please contact your local Sexual Assault Response Coordinator or the SAPR Program Manager (Ms. Shawn Blaine, Shawn.M.Blaine@uscg.mil).

6. Following completion of the discussion, unit and staff element leadership shall complete a survey at: <http://go.usa.gov/3CQYF>.

7. Our Core Values demand sustained action to drive sexual assault from the service and to foster a culture of respect. Join me in answering the Commandants call to action. NOT IN OUR COAST GUARD.

8. RADM Marshall B. Lytle, Acting Deputy Commandant for Mission Support, sends.

9. Internet release authorized.

###



Important Notice:

This message is an official communication being delivered to you as a member of the US Coast Guard Auxiliary.

Please do not mark messages from uscgaux-ms@cgauxnet.us as spam. If you do not want individual messages, please just delete the message.

A link is provided at the bottom of this message to allow you to manage your subscription.

Public Educators: Take Note, the Seamanship Seminar Series is here!

This is a new opportunity and important news for all Public Educators – **e-Books for PE** are now here.

The “E” Directorate is excited to announce the US Coast Guard Auxiliary, in cooperation with McGraw-Hill Education, has created a new Seamanship Seminar Series:

- targeted specifically to the “post-ABS” graduate providing an incremental source of revenue for the flotilla
- offering former and future ABS students a vehicle for learning additional skills in small bites
- opening a new dialogue with former and future students to help PE attendance and member recruitment.

These Seminars have been crafted by:

- taking material from six BS&S chapters that lend themselves to be presented individually
- organizing 2-hour sessions to be given at your discretion
- producing seminars as e-Books that can be downloaded from the CG Auxiliary/ McGraw-Hill (CGAux/M-H) web site **by the students**,

The flotilla will not need to have an inventory of e-Books. E-Books require no printed material inventory and are available at less cost than printed material (\$4.95 v \$10)! Each Flotilla can then charge a fee over the actual cost of the e-Book without needing to actually distribute the product, only a personalized link to it.

The seminars may be presented individually or as part of a series of seminars for the post-ABS student. Students can pick and choose what they would like to learn. There is programmed Q&A at the end of each chapter/seminar for retention purposes, but there is no exam. A certificate of completion will be awarded and is downloadable from the “E” website.

For more details on how this program works, *with particular emphasis on the **Instructor Guide and Student Guide*** under “Just Released” in the *Seamanship Seminar Series*, click on the following link, <http://wow.uscgaux.info/content.php?unit=e-dept>

Barclay Stebbins, DCDR / George McNary, VCDR, and Daniel Groenendyk, ADSO-VE at D-Train in Branson, MO, April 2015.
Picture by—Randy Evans, IPFC, Division 33-3



Division 33 Honor Guard
Picture by Mary Miller



Division 33
2014 Apple Award
Winners
Picture by Mary
Miller

Commodore's Award




Edith Ann Johnson Trophy

Admiral's Award



Pictures by James Miller



BY THE INFORMATION BUG

APRIL Notes

From: <http://www.uscgboating.org/recreational-boaters/floating-plan.php>

FLOTING PLANS

Why should you take the time to prepare a float plan? The answer is simple... there are just too many facts that need to be accurately remembered and ultimately conveyed in an emergency situation. Without a float plan you are counting on someone else, a friend, neighbor, or family member to remember detailed information that rescue personnel need in order to find you. Information that can make a difference in the outcome.

Who should prepare a float plan?

Don't think for a minute that this is a device only for those with big expensive boats. A Float Plan is equally effective for the owner of a 10 foot kayak or flat-bottom skiff as it is for a 48-foot express cruiser, or a 90 foot sport-fishing vessel or luxury yacht. So, what kind of boaters prepare float plans?

- **Kayakers**
- **Sport fisherman**
- **Hunters**
- **Jet Skiers**
- **Water skiers**
- **Family day cruisers**
- **Private charter boat services**
- **Canoeists**
- **Rowers**
- **Rafters**
- **Sail boaters**
- **Power boaters**

Typically, the Skipper of the vessel is the individual who prepares the Float Plan. However, any member of the crew can be assigned the preparation and filing duty.



Continued on the next page



1. Phone Numbers

Coast Guard: _____

Marine Police: _____

BoatUS 24 Hour Dispatch: 800-391-4869

2. Owner/Skipper Information

Owner/Skipper (Filing Report): _____

Phone: _____ Age: _____

Address: _____

Marina (Home Port): _____ Phone: _____

Auto Parked At: _____

Model/color: _____ Lic. # _____

Trailer Lic. # _____

3. Description of the Boat

Boat Name: _____ Hailing Port: _____

Type: _____ Model Year: _____

Make: _____ Length: _____ Beam: _____ Draft: _____

Color, Hull: _____ Cabin: _____ Deck: _____ Trim: _____ Dodger: _____

Other Colors: _____ # of Masts: _____

Distinguishing Features: _____

Registration No: _____ Sail No: _____

Engine(s) Type: _____ Horsepower: _____ Cruising Speed: _____

Fuel Capacity, Gallons: _____ Cruising Range: _____

Boating Experience: _____

Continued on the next page

4. Trip Details

Additional Persons Aboard, Total: _____

Name: _____ Age: _____

Address: _____ Phone: _____

Boating Experience: _____

Name: _____ Age: _____

Address: _____ Phone: _____

Boating Experience: _____

Name: _____ Age: _____

Address: _____ Phone: _____

Boating Experience: _____

Name: _____ Age: _____


Address: _____ Phone: _____

Boating Experience: _____

Name: _____ Age: _____

Address: _____ Phone: _____

Boating Experience: _____



Continued on the next page

Departure Date/Time: _____ **Return No Later Than:** _____

Depart From: _____

Destination: _____

_____ **ETA:** _____ **No Later Than:** _____

Destination: _____

_____ **ETA:** _____ **No Later Than:** _____

Phone: _____

Anticipated Stopover Ports: _____

_____ **ETA:** _____ **No Later Than:** _____

Phone: _____

_____ **ETA:** _____ **No Later Than:** _____

Phone: _____

_____ **ETA:** _____ **No Later Than:** _____

Phone: _____

_____ **ETA:** _____ **No Later Than:** _____

Phone: _____

_____ **ETA:** _____ **No Later Than:** _____

Phone: _____

Plan Filed With: _____

Name: _____ **Phone:** _____

Continued on the next page

Get in the habit of filing a Float Plan. It can assure quicker rescue in the event of a breakdown, stranding or weather delay. Fill out the permanent data in Sections 1, 2 and 3. If you file a Float Plan with someone not at your home, such as a harbormaster or boating friend, be sure to notify them as soon as you return. Don't burden friends or authorities with unnecessary worry and responsibility if you are safe.



Why File a Float Plan?

Several times each season, BoatUS Marine Insurance gets a phone call from a distressed spouse--a boat is overdue. Maybe the missing skipper "is always home by a certain hour" or "has never been this late before." The overdue skipper almost always calls; everything is fine. But a lot of worry and frustration could have been prevented by taking a few minutes to file a float plan.

A float plan lets your family and friends know your whereabouts and, should a trip come to grief, the plan will give the searchers a valuable head start locating your boat.


Whether you are on the water for an afternoon or a month-long excursion, a float plan can be a lifesaver. Print out our easy to use form, fill it in and leave it with a spouse, other relative and/or a friend. You may even want to leave a copy with your marina manager.

The Float Plan starts with the basics: phone numbers to be called if the boat is overdue, a description of the boat, registration numbers, etc., that can be penciled in at the start of the season. Copies can then be made and details added before each trip.

Note: The Coast Guard does not accept float plans and should only be notified by your spouse or friend if there is a "deviation" (you are overdue) from the float plan.

May 2015



Sun	Mon	Tue	Wed	Thu	Fri	Sat
					1	2
3	4	5	6	7	8	9 Boating Safety Class
10 	11	12	13	14	15	16 National Safe Boating Week Boating Safety Class
17	18 Flotilla 33-1 Meeting Forty & Eight Club	19	20	21	22	23
24	25	26	27	28	29	30
31						

June 2015



Sun	Mon	Tue	Wed	Thu	Fri	Sat
	1	2	3	4	5	6 Boating Safety Class
7 Summer Social & Meeting 1700	8	9	10	11	12	13 Boating Safety Class
14	15	16	17	18	19	20 Boating Safety Class
21	22	23	24	25	26	27
28	29	30				