


“The Fun One”

VOLUME 6, NUMBER 12 DECEMBER 2015



**Flotilla 33-1
40 & 8 Club
3113 S. 70 St.
Omaha, Nebraska**

FLOTILLA 33-1 OFFICERS

Flotilla Commander (FC) - Barb Westcott
Vice Flotilla Commander (VFC) -
James Miller
Immediate Past Flotilla Commander (IPFC) -
Jim Westcott
Secretary (FSO-SR) - Jean Goble
Treasurer (FSO-FN) - George McNary
Communications (FSO-CM) - James Miller
Communication Services (FSO-CS) -
Barb Westcott
Information Services (FSO-IS) -
Barclay Stebbins
Materials (FSO-MA) - Bernie McNary
Marine Safety (FSO-MS) - Shane Wilson
Aids to Navigation (FSO-NS) - Shane Wilson
Member Training (FSO-MT) - George McNary
Operations (FSO-OP) - Warren Koehler
Public Affairs (FSO-PA) - Jim Westcott
Publications (FSO-PB) - Barb Westcott
Public Education (FSO-PE) - Richard Goble
Human Resources (FSO-HR) - Richard Goble
Program Visitor (FSO-PV) - Dan Groenendyk
Vessel Examiner (FSO-VE) - Dan Groenendyk

Send articles for "The Fun One" to:
Barb Westcott
1808 Franklin St.
Bellevue, NE 68005-3456
Fax: 402-397-2306
E-mail: kc0h1b@cox.net

Published by and for members
of Flotilla 33-1 U.S. Coast
Guard Auxiliary 8th Western
Rivers Region. Opinions
expressed herein are not
necessarily those of the
U.S. Coast Guard or U.S. Coast
Guard Auxiliary.

**On Facebook we are found at:
USCGAUX Flotilla 85-33-01**

SCHEDULE OF EVENTS

12 December	Division Holiday Party
19 December	Flotilla Holiday Party
21 December	NO FLOTILLA MEETING
25 December	MERRY CHRISTMAS
01 January	NEW YEARS DAY
18 January	Flotilla Meeting

**See the calendars and check our website
for possible date changes**

INSIDE THIS EDITION

Flotilla Officers	2
Schedule of Events	2
Flotilla Commander's Message	3
Some History of the Coast Guard	4-5
Picture of a Coast Guard Academy Booth at Bellevue West HS	6
.Information Bug	7-11
November Calendar	12
December Calendar	13

**Want to see more pictures?
Please remember to check out the website at:
http://wow.uscgaux.info/WO_W_signin.php**



CONFIDENTIALITY NOTICE-PRIVACY ACT OF 1974
The disclosure of the personal information contained in this publication is subject to the provisions contained in the Privacy Act of 1974. The subject Act, with certain exceptions, prohibits the disclosure, distribution, dissemination or copying of any material containing the home addresses, home telephone number, spouses names and social security numbers, except for official business. Violations may result in disciplinary action by the Coast Guard

FLOTILLA COMMANDER'S MESSAGE



DECEMBER 2015

As the year comes to a close, I want to thank all the members of our flotilla for all their hard work this past year. I especially want to thank those that served as officers, and those that agreed to be officers during the coming year.

I want to thank all of the members that have stated that they will provide meals for the crew of the Gasconade during the holidays. A special thanks to James Miller who supplied the Thanksgiving feast for the crew member that was on duty that day. My husband and I, along with our 5 year old grandson took the meal to the Gasconade. The young Coastie stated he had frozen muffins for breakfast and thought that lunch and dinner were both going to be frozen pizza. He was thrilled with the wonderful meal he received.

One last thought, please have a safe, happy, and wonderful Christmas and may the New Year be all you hope for.

Stay safe!

Barb

Barb Westcott FC
8WR 33-1



The following article was obtained by
Shane Wilson, FSO-MS/NS, Flotilla 085-33-01
from the U.S. Coast Guard Historians Office

U.S. Coast Guard Operations Vietnam 1965-1971

By
Shane Wilson

The Vietnam War was primarily a land war supported by tactical air operations. Historians have focused their attention on the land battles and air operations in Southeast Asia. The U.S. Navy sent carrier battle groups to support the air war and surface vessels to patrol the shorelines of South Vietnam. Few realize that the U.S. Coast Guard participated in the conflict. The Army, Navy, and Air Force asked for Coast Guard support. During the military buildup in the mid-1960's the U.S. Navy lacked shallow water craft for inshore operations. To fill this need, the Coast Guard sent twenty-six 82 foot cutters to South Vietnam. These formed Squadron One. The squadron was split into three divisions. Division 12 was stationed in the north at Da Nang. In the center at Cat La was Division 13. In the south was Division 11 at An Thai. The cutters spent seventy percent of their time underway inspecting junks for contraband, intercepting and destroying North Vietnamese and Viet Cong craft and providing fire support for friendly forces. While the 82 foot cutters patrolled inshore, larger cutters helped form a deep water barrier against infiltration. For this operation the Coast Guard established Squadron Three with five high endurance cutters on ten month deployments from U.S. ports. Thirty cutters served between 1967 and 1971.

The U.S. Army was responsible for harbor security and getting cargo unloaded and moved. Nearly all munitions that entered South Vietnam came by ship. The Army asked the Coast Guard for assistance. The men of Coast Guard Port Security and Waterways Detail traveled throughout South Vietnam inspecting ports and harbors for security against enemy attack and the safe storage of hazardous materials. Coast Guard Explosives Loading Detachments were established at major ports to supervise the offloading of ships. The Coast Guard set up and operated a Loran C (long range navigation) system in Southeast Asia to assist the U.S. Air Force with precision navigation. The Coast Guard LORAN Construction Detachment began work in 1966, by August the network was operational. LORAN stations were established at Lampang, Sattahip, and Udorn, Thailand and Con Son, South Vietnam. A fifth station was added at Tan My, South Vietnam.



Continued n the next page

The development of deep water ports in South Vietnam brought an urgent need of navigational aids. South Vietnam's small aids to navigation force with one buoy tender could not meet the demand. U.S Coast Guard buoy tenders in the Pacific made frequent trips to South Vietnam installing and maintaining buoys. A Coast Guard Aids to Navigation (ATON) detail was established in Saigon to coordinate workloads and to keep buoys and range markers lighted. At the height of the buildup more than 300 merchant ships were employed to offload material into South Vietnam. The Coast Guard Merchant Marine Detail resolved merchant seaman problems and ensured that these ships moved in and out of port with minimal problems. Coast Guard pilots flew combat search and rescue missions along with the U.S. Air Force in Southeast Asia under an inter-service exchange program. Most of the pilots were assigned to the 37th Aerospace Rescue and Recovery Squadron at Da Nang. They flew Sikorsky HH-3F helicopters nicknamed "Jolly Green Giants" in some of the most dangerous operations of the war. 8000 Coast Guard personnel served in the Vietnam War. 7 were killed and 59 wounded based on incomplete research. It has been verified that through 1970, Coast Guard personnel received the following awards: 12 Silver Stars, 13 Legion of Merit Medals, 16 Distinguished Flying Crosses, 114 Bronze Stars, 87 Air Medals, 151 Navy Commendation Medals, 27 Army Commendation Medals, 5 Coast Guard Commendation Medals, 66 Purple Hearts, 53 Vietnamese Navy Medals and 15 Presidential Unit Commendation Ribbons. The Coast Guard served with distinction in the Vietnam War primarily in support roles and filled a need the other services could not or were not trained for. The Coast Guard has always been ready to serve where ever needed.



Photographer unknown




Dan Groenendyk and Coast Guard Academy Admissions Partner Bob White conducting a display at Bellevue West High School.

Bob's son graduated from the Academy this past spring and is now on a cutter on the East coast.

They talked to high school Juniors about the USCGA AIM (Academy Introduction Mission) program which provides insight into a career in the Coast Guard.





BY THE INFORMATION BUG

DECEMBER NOTES

<http://www.ready.gov/winter-weather>

Winter Weather Safety Social Media Toolkit

How to Use this Toolkit

The Winter Weather Preparedness Social Media toolkit contains winter weather safety and preparedness messages you can share on your social media channels. You can either copy these messages directly or customize them to reach your audience.

What you should know about Winter Weather

- Know what to do before, during, and after a winter storm.
- Listen to local officials.
- Have emergency supplies in place at home, at work, and in the car.
- Stay off the road during and after a winter storm.
- Have a carbon monoxide alarm in place, especially if using alternative heating devices.
- Use safe heating devices.

Hashtags & Emojis

- #WinterSafety
- #GetReady
- #PrepareAthon if you are conducting a preparedness exercise, tabletop discussion, or sharing a preparedness-in-action moment.
- Feel free to add some fun emoji's (the little pictures on your mobile phone keyboard) to your social messages.

Continued n the next page

Graphics & Outreach Materials

For more engaging content attach graphics to social media posts. Below are collections of winter weather safety related graphics that you can share with the below text.

- United States Fire Administration heating safety graphics & outreach materials: <http://go.usa.gov/crYcC>
- United States Fire Administration carbon monoxide graphics & outreach materials: http://www.usfa.fema.gov/prevention/outreach/carbon_monoxide.html
- Winter Weather Safety Graphics

Twitter Content

General

Make a plan to connect before a #WinterStorm by text, e-mail, social media & cell: <http://go.usa.gov/cChR3> #WinterSafety [insert Plan Now AP! graphic]

Learn how to stay safe before, during, & after winter storms & extreme cold by visiting: www.ready.gov/winter #WinterSafety

Talk with your family about how to get prepared for extreme #cold weather: <http://go.usa.gov/cr42T>

- Before a winter storm, know what to do "When the Sky Turns Gray." Watch this: <http://bit.ly/1IBzFOY> #PrepareAthon #WinterSafety
- Follow @PrepareAthon to guide you through preparing for a winter storm ready.gov/prepare #WinterSafety #PrepareAthon
- Follow weather alerts in up to 5 locations using the @fema app. Learn more: <https://youtu.be/DtF18YHjG-I> #WinterSafety
- Stay safe during winter weather. Monitor weather alerts and have a preparedness kit ready. <http://www.ready.gov/kit> #WinterSafety
- Prepare for winter weather. Learn tips and best practices for #WinterSafety at www.ready.gov/prepare #PrepareAthon

Continued on the next page

- Prepare for winter weather. Learn tips and best practices for #WinterSafety at www.ready.gov/prepare #PrepareAthon
-
- Will you know what to do when a #WinterStorm arrives? Get the scoop at ready.gov/prepare. #PrepareAthon [#WinterSafety](https://www.ready.gov/winter)
-
- Don't let #WinterStorms freeze your preparedness planning! Be ready ahead of time with #PrepareAthon ready.gov/prepare #WinterSafety
- Will you know what to do when a #WinterStorm arrives? Get the info you need: ready.gov/prepare #PrepareAthon #WinterSafety

Emergency Kit

Include enough food, water, meds & anything used daily in your emergency kit to last for at least 72 hrs [#WinterSafety](#)

Before a #WinterStorm: Have emergency supplies ready in your home; when the storm hits, stay put and off the roads. #WinterSafety

[#Winter](#) is just around the corner. Get prepared by updating your emergency kit: www.ready.gov/kit [#WinterSafety](#)

Get ahead of [#Winter](#) storms by making sure your emergency kit for your car is fully stocked: www.ready.gov/car [#WinterSafety](#)

Hitting the road this winter? An emergency kit for your car might come in handy when you least expect it! #WinterSafety

Keep water, non-perishable food, and an extra set of warm clothes in the car in case you get stranded during winter weather. #WinterSafety

Seasons change and so should your car's disaster kit! Winterize your wheels with these emergency items. #WinterSafety



Continued on the next page

Outdoors & Traveling

These #WinterWeather items may come in handy if driving: a shovel, salt/sand, ice scraper, blankets, water, extra clothing & flashlight. Keep them in your trunk just in case! #WinterSafety

When it's freezing... limit time outside and check on your neighbors! #WinterSafety



Stay off roads during and after a [#WinterStorm](#). If you must drive "Don't Crowd the Plow!" #WinterSafety

Prepare your car for winter: keep your gas tank near full to help avoid ice in the tank and fuel lines. #WinterSafety

Ice and snow, take it slow—slower speed, slower acceleration, slower steering, and slower braking. #WinterSafety



#WinterSafety Tip: Bring your furry friends inside when temperatures take a dip!
More pet prep tips: www.ready.gov/pets

Prepare your pooch for cold weather! Tip: Wipe your dog's paws after each trip outside. Ice-melting chemicals can be fatal; they may also make your pet sick or cause irritation to their skin and mouth. #WinterSafety



Continued n the next page

Heating Safety

As the mercury falls, you may use portable heating sources to warm your home. Heating equipment is a leading cause of home fire deaths in the U.S. There are steps you can take to prevent this tragedy. How do you stay safe when using these devices? <http://bit.ly/1MJ9LrI> #WinterSafety

Space heaters cause one-third of home heating fires and 4 out of 5 home heating fires deaths. Protect your family: if you're heating your home with a space heater this winter, take a few moments to review these safety tips from the U.S. Fire Administration: <http://go.usa.gov/crYcC> #WinterSafety

Winter is here and it's time to think about cold weather safety; specifically hypothermia. Older adults, babies, and people who are outdoors for long periods have an increased risk for hypothermia. Get prepared now and visit: <http://1.usa.gov/1LYH5Ly> #WinterSafety

Shivering, memory loss, and slurred speech are just some of the signs of hypothermia. If you see any of these signs with your loved ones, call 911 immediately. Learn the other signs of hypothermia here: <http://1.usa.gov/1LYH5Ly> #WinterSafety

Power Outage Safety

Conserve power to avoid power outages during extreme cold. Only use appliances with heavy electrical loads (dishwashers, washers, dryers) early in the morning or late at night. For more tips and information visit: www.ready.gov/power-outage. #WinterSafety

Power outages can leave you without a way to communicate, but if you are prepared, they don't have to! What items would you include in your disaster kit to help you stay safe during a power outage this winter? #WinterSafety




December 2015



Sun	Mon	Tue	Wed	Thu	Fri	Sat
		1	2	3	4	5
6	7	8	9	10	11	12 Division 33 Holiday Party 1300—1500 @ Pizza Hut 138th & Q
13	14	15 	16	17	18	19 Flotilla 33-1 Holiday Party @ George & Kay McNary's Home
20	21 <u>NO</u> Flotilla 33-1 Meeting	22	23	24	25 Merry Christmas 	26
27	28	29	30	31 New Years Eve		

January 2016



Sun	Mon	Tue	Wed	Thu	Fri	Sat
					1 Happy New Year!	2
3	4	5	6	7	8	9
10	11	12	13	14	15	16
17	18 Flotilla 33-1 Meeting Forty & Eight Club	19	20	21	22	23
24	25	26	27	28	29 	30
31						