


“The Fun One”

VOLUME 7, NUMBER 1 JANUARY 2016



**Flotilla 33-1
40 & 8 Club
3113 S. 70 St.
Omaha, Nebraska**

FLOTILLA 33-1 OFFICERS

Flotilla Commander (FC) - Barb Westcott
Vice Flotilla Commander (VFC) -
James Miller
Immediate Past Flotilla Commander (IPFC) -
Jim Westcott
Secretary (FSO-SR) - Jean Goble
Treasurer (FSO-FN) - George McNary
Communications (FSO-CM) - James Miller
Communication Services (FSO-CS) -
Barb Westcott
Information Services (FSO-IS) -
Barclay Stebbins
Materials (FSO-MA) - Bernie McNary
Marine Safety (FSO-MS) - Shane Wilson
Aids to Navigation (FSO-NS) - Shane Wilson
Member Training (FSO-MT) - George McNary
Operations (FSO-OP) - Warren Koehler
Public Affairs (FSO-PA) - Jim Westcott
Publications (FSO-PB) - Barb Westcott
Public Education (FSO-PE) - Richard Goble
Human Resources (FSO-HR) - Richard Goble
Program Visitor (FSO-PV) - Dan Groenendyk
Vessel Examiner (FSO-VE) - Dan Groenendyk

Send articles for "The Fun One" to:
Barb Westcott
1808 Franklin St.
Bellevue, NE 68005-3456
Fax: 402-397-2306
E-mail: kc0h1b@cox.net

Published by and for members
of Flotilla 33-1 U.S. Coast
Guard Auxiliary 8th Western
Rivers Region. Opinions
expressed herein are not
necessarily those of the
U.S. Coast Guard or U.S. Coast
Guard Auxiliary.

**On Facebook we are found at:
USCGAUX Flotilla 85-33-01**

SCHEDULE OF EVENTS

01 January	NEW YEARS DAY
15-17 January	River City Hunting & Fishing Expo
18 January	Flotilla Meeting
06 February	Division Meeting and Training @ CQuence
06 February	Division Change of Watch @ Caddy's in Council Bluffs, IA
14 February	Valentines Day
15 February	Flotilla Meeting

**See the calendars and check our website
for possible date changes**

INSIDE THIS EDITION

Flotilla Officers	2
Schedule of Events	2
Flotilla Commander's Message	3
FEMA Course Information	4-7
Information Bug	8-12
January Calendar	13
February Calendar	14

**Want to see more pictures?
Please remember to check out the website at:
http://wow.uscgaux.info/WO_W_signin.php**



CONFIDENTIALITY NOTICE-PRIVACY ACT OF 1974
The disclosure of the personal information contained in this publication is subject to the provisions contained in the Privacy Act of 1974. The subject Act, with certain exceptions, prohibits the disclosure, distribution, dissemination or copying of any material containing the home addresses, home telephone number, spouses names and social security numbers, except for official business. Violations may result in disciplinary action by the Coast Guard

FLOTILLA COMMANDER'S MESSAGE



JANUARY 2015

It is hard to believe that 2015 is over and a new year is about to begin. I hope that you all had a wonderful Christmas, and wish you the very best for the New Year.

We have some upcoming events in the next several months, then we have Boating Safety Classes and of course the boating season to look forward to. The first event we have is the River City Hunting & Fishing Expo at the Mid America Center in Council Bluffs. The event will run from Friday Jan 15th through Sunday the 17th, and your help is needed and greatly appreciated. Contact our FSO-PA to sign up. One or two hours or more will be available so anybody can get their "PA" hours in in one buncy if ou want.

Barb

**Barb Westcott FC
8WR 33-1**



The following information is from the USCG
Training Directorate website
<http://wow.uscgaux.info/content.php?unit=T-DEPT&category=online-learning>

The member-training portal known as the "U.S. Coast Guard Auxiliary Virtual Classroom" has moved to a new location, and is now called the Coast Guard Auxiliary Online Classroom.

The new link (URL) to the Online Classroom is <http://classroom.cgaux.org>.

Please note:

- All courses previously available in the Virtual Classroom should immediately be available at the new Online Classroom.
- Old user accounts and course completion history have been retired, as the new site uses automatically provides members with new and permanent accounts based upon the same Member Zone Credentials used for AuxDirectory, NTC, Webforms, etc.
- Members, member training officers, and unit webmasters should change all bookmarks, links, or other references to the old Virtual Classroom to the new site and address.
- Support is available via the National Help Desk at <http://help.cgaux.org>.
- Members should note that the Auxiliary Mandated Training Program courses referenced in ALAUX 011/11 (*Ethics, Sexual Harassment Prevention, et al.*) are now available in AUXLMS (please see the AUXLMS message below).

Auxiliary Learning Management System (AUXLMS) is now available

The Coast Guard is committed to supporting the Coast Guard Auxiliary by providing training materials, courses, and tools to impart the skills and knowledge needed to achieve mission excellence. As part of this commitment and as per ALAUX 001/13 of 18 January 2013, the Coast Guard has launched an enterprise-wide Auxiliary Learning Management System (AUXLMS) to automate the delivery and, in turn, improve the efficiency of training processes for Auxiliarists. This rollout of AUXLMS is a result of an extensive and comprehensive analysis performed by the Coast Guard Office of Training, Workforce Performance, and Development (CG-132), FORCECOM Training (FC-TADL), OSC Martinsburg, Auxiliary national training and information technology programs, and the Chief Director's office (CG-BSX-1).

Continued n the next page

Along with the Coast Guard Auxiliary Online Classroom, AUXLMS provides the flexibility for Auxiliarists to access additional training material anywhere and anytime on a personal computer. With AUXLMS, users can fulfill Auxiliary Mandated Training requirements from the comfort of home (e.g., Ethics, Sexual Harassment Prevention, *et al.*).

Enrolled Auxiliarists (prior to and including 18 January 2013) have until 31 December 2016 to complete all eight of the MT courses listed here; however, all **new** enrollees must complete all Auxiliary MT courses within their first year of enrollment. For this purpose, the first year of enrollment will extend to 31 December of the year following their Base Enrollment Date. For example, if a new enrollee has a Base Enrollment Date of 19 January 2013, then that individual will have until 31 December 2014 to complete all Auxiliary Mandated Training.

Please Note: Successful course completion of Auxiliary Mandated Training activities and ICS-210 are automatically recorded in AUXDATA without manual intervention of an Information Services (IS) staff officer. Data uploads from AUXLMS to AUXDATA will occur on a weekly basis each Monday.

For more information, click [here](#) or visit <http://www.uscg.mil/auxiliary/training/auxlms.asp>. A video overview on how to access AUXLMS is available [here](#) and printable directions can be accessed [here](#).

For problems and support, please visit the [National Help Desk](http://help.cgaux.org) at <http://help.cgaux.org>, and submit a ticket in the "T-Training" category. When you select that category, sub-categories appear; choose "AUXLMS". In addition, solutions and answers to your most Frequently Asked Questions (FAQs) regarding AUXLMS are available at the National Help Desk [AUXLMS Knowledgebase](#).

If you are ready to access AUXLMS, please click on the AUXLMS link on the left menu or click [here](#), which will take you to <https://auxlearning.uscg.mil/>

Online testing can be accessed at the [National Testing Center](http://ntc.cgaux.org/) at <http://ntc.cgaux.org/>. If this is your first visit to the new Testing Center, you will need to create an [Auxiliary Member Zone Password](#). Online testing allows Auxiliary members to take all open book and proctored examinations. All Districts have been authorized by the [CHDIRAUX](#) to participate in the on-line testing program and will receive credit towards qualification, re-qualification or certification.

Some of the tests may require a proctor. Here are the current requirements to become a proctor:

A commissioned, warrant, or petty officer of the Coast Guard or Coast Guard Reserve, any Coast Guard civilian employee or any Auxiliarist designated as an AUXOP (AX or AX2), specifically appointed by the Director, may proctor and process the exams, including on-line exams. An Auxiliarist who has successfully completed a specialty course(s) but has not yet achieved AUXOP designation, and who has been specifically appointed by the Director, may proctor and process the exam for that course(s), including the on-line exam.

[Continued n the next page](#)

The Emergency Management Institute (EMI) offers the following free-of-charge, self-paced courses:

IS-100.b Introduction to Incident Command System, ICS-100

IS-200.b ICS for Single Resources and Initial Action Incidents, ICS-200

IS-700.a National Incident Management System (NIMS), An Introduction

IS-800.b National Response Framework, An Introduction

EMI has implemented electronic certificates for all online test submissions. Upon successful completion, you will receive an email within one business day that confirms your transcript has been updated and a link to create your electronic certificate. Provide a copy of this certificate to your FSO-IS to register completed courses into AUXDATA

Further leadership training courses can be found
at the following website:

<http://training.fema.gov/is/searchis.aspx?search=PDS/>

FEMA Independent Study Program Fact Sheet

General Information:

The Emergency Management Institute's (EMI) distance Learning (DL) Section offers the Independent Study Program (ISP). This is a distance learning program which offers training, free of charge, to the nation's emergency management network and the general public. It serves as both an alternative means to deliver valuable training to the professional and volunteer emergency management community, and an opportunity to improve public awareness and promote disaster preparedness nationally. The Independent Study Program offers over 175 training courses via our training website (<http://training.fema.gov/is/>). There has been substantial growth in the program since 2004 due to the National Incident Management System training requirements.

Students are able to obtain continuing education units for all ISP courses. ISP also offers college credit for many of the courses through an agreement with the Frederick Community College. Students who successfully complete courses can also request student transcripts be provided to institutions to assist students in obtaining education units and/or to military institutions for military personnel to earn retirement points. In addition, the program offers a customer support center to assist students. The customer support center can be reached through email or telephone at 301-447-1200. The hours of operation are Monday through Friday, 8:00—6:00 eastern standard time.

Continued n the next page


In an effort to continually enhance the program, improvements are being planned. Some of these improvements include:

- Upgrading our systems to offer additional features
- Changing our website to provide a more intuitive approach for users to access the information they need
- Establishing reporting tools for state training officers and organizations to assist in tracking completions
- Offering easier access for students to the course center content and their certificates of completions
- Capturing course evaluation data
- Developing courses that use a variety of distance learning technologies

Program Statistics:

- In fiscal year 2013, there were 1,974,126 course completions within the program
- The average cost per student completion was \$1.54
- The ISP customer support center provides assistance with approximately 1,796 new student inquiries each week
- The ISP processes approximately 38,000 test submissions weekly
- There is an average of 65 student orders placed for college credits each week, resulting in over 25,00 credits being awarded through Frederick Community College





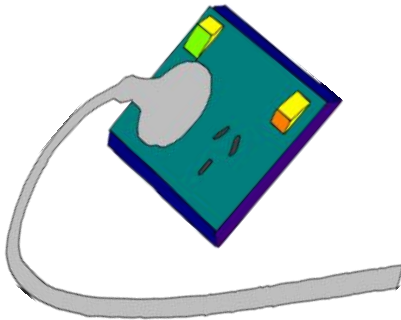
BY THE INFORMATION BUG

JANRUARY NOTES

https://www.usfa.fema.gov/downloads/pdf/publications/electrical_fire_safety_hor

Electrical Fire Safety

APPLIANCES




- Always plug major appliances, like refrigerators, stoves, washers and dryers, directly into a wall outlet.
- Never use an extension cord with a major appliance — it can easily overheat and start a fire.
- Always plug small appliances directly into a wall outlet.
- Unplug small appliances when you are not using them.
- Keep lamps, light fixtures and light bulbs away from anything that can burn.
- Use light bulbs that match the recommended wattage on the lamp or fixture.
- Check electrical cords on appliances often.
- Replace cracked, damaged and loose electrical cords. Do not try to repair

Continued n the next page

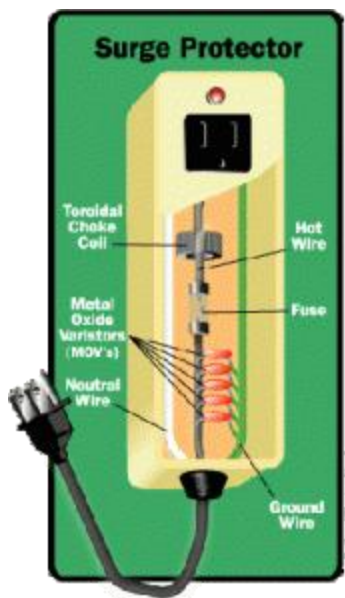
OUTLETS




- Do not overload wall outlets.
- Insert plugs fully into sockets.
- Never force a threeprong cord into a twoslot outlet.
- Install tamper-resistant electrical outlets if you have young children



EXTENSION CORDS POWER STRIPS SURGE PROTECTORS



- Replace worn, old or damaged extension cords right away.
- Use extension cords for temporary purposes only.
- Avoid putting cords where they can be damaged or pinched, like under a carpet or rug.
- Do not overload power strips.
- Use power strips that have internal overload protection.

- Prepare for winter weather. Learn tips and best practices for #WinterSafety at www.ready.gov/prepare #PrepareAthon
 -
 - Will you know what to do when a #WinterStorm arrives? Get the scoop at ready.gov/prepare. #PrepareAthon #WinterSafety
 -
 - Don't let #WinterStorms freeze your preparedness planning! Be ready ahead of time with #PrepareAthon ready.gov/prepare #WinterSafety
- Will you know what to do when a #WinterStorm arrives? Get the info you need: ready.gov/prepare #PrepareAthon #WinterSafety
- ### Emergency Kit
- Include enough food, water, meds & anything used daily in your emergency kit to last for at least 72 hrs [#WinterSafety](#)
- Before a #WinterStorm: Have emergency supplies ready in your home; when the storm hits, stay put and off the roads. #WinterSafety
- [#Winter](#) is just around the corner. Get prepared by updating your emergency kit: www.ready.gov/kit [#WinterSafety](#)
- Get ahead of [#Winter](#) storms by making sure your emergency kit for your car is fully stocked: www.ready.gov/car [#WinterSafety](#)
- Hitting the road this winter? An emergency kit for your car might come in handy when you least expect it! #WinterSafety
- Keep water, non-perishable food, and an extra set of warm clothes in the car in case you get stranded during winter weather. #WinterSafety
- Seasons change and so should your car's disaster kit! Winterize your wheels with these emergency items. #WinterSafety
- 
- [Continued n the next page](#)

Emergency Kit

Include enough food, water, meds & anything used daily in your emergency kit to last for at least 72 hrs [#WinterSafety](#)

Before a #WinterStorm: Have emergency supplies ready in your home; when the storm hits, stay put and off the roads. #WinterSafety

[#Winter](#) is just around the corner. Get prepared by updating your emergency kit: www.ready.gov/kit [#WinterSafety](#)

Get ahead of [#Winter](#) storms by making sure your emergency kit for your car is fully stocked: www.ready.gov/car [#WinterSafety](#)

Hitting the road this winter? An emergency kit for your car might come in handy when you least expect it! #WinterSafety

Keep water, non-perishable food, and an extra set of warm clothes in the car in case you get stranded during winter weather. #WinterSafety

Seasons change and so should your car's disaster kit! Winterize your wheels with these emergency items. #WinterSafety



Continued n the next page

Outdoors & Traveling

These #WinterWeather items may come in handy if driving: a shovel, salt/sand, ice scraper, blankets, water, extra clothing & flashlight. Keep them in your trunk just in case! #WinterSafety

When it's freezing... limit time outside and check on your neighbors! #WinterSafety



Stay off roads during and after a [#WinterStorm](#). If you must drive "Don't Crowd the Plow!" #WinterSafety

Prepare your car for winter: keep your gas tank near full to help avoid ice in the tank and fuel lines. #WinterSafety

Ice and snow, take it slow—slower speed, slower acceleration, slower steering, and slower braking. #WinterSafety



#WinterSafety Tip: Bring your furry friends inside when temperatures take a dip!
More pet prep tips: www.ready.gov/pets

Prepare your pooch for cold weather! Tip: Wipe your dog's paws after each trip outside. Ice-melting chemicals can be fatal; they may also make your pet sick or cause irritation to their skin and mouth. #WinterSafety



Continued n the next page

Heating Safety

As the mercury falls, you may use portable heating sources to warm your home. Heating equipment is a leading cause of home fire deaths in the U.S. There are steps you can take to prevent this tragedy. How do you stay safe when using these devices? <http://bit.ly/1MJ9LrI> #WinterSafety

Space heaters cause one-third of home heating fires and 4 out of 5 home heating fires deaths. Protect your family: if you're heating your home with a space heater this winter, take a few moments to review these safety tips from the U.S. Fire Administration: <http://go.usa.gov/crYcC> #WinterSafety

Winter is here and it's time to think about cold weather safety; specifically hypothermia. Older adults, babies, and people who are outdoors for long periods have an increased risk for hypothermia. Get prepared now and visit: <http://1.usa.gov/1LYH5Ly> #WinterSafety

Shivering, memory loss, and slurred speech are just some of the signs of hypothermia. If you see any of these signs with your loved ones, call 911 immediately. Learn the other signs of hypothermia here: <http://1.usa.gov/1LYH5Ly> #WinterSafety

Power Outage Safety


Conserve power to avoid power outages during extreme cold. Only use appliances with heavy electrical loads (dishwashers, washers, dryers) early in the morning or late at night. For more tips and information visit: www.ready.gov/power-outage. #WinterSafety

Power outages can leave you without a way to communicate, but if you are prepared, they don't have to! What items would you include in your disaster kit to help you stay safe during a power outage this winter? #WinterSafety




January 2016



Sun	Mon	Tue	Wed	Thu	Fri	Sat
					1 Happy New Year!	2
3	4	5	6	7	8	9
10	11	12	13	14	15 River City Hunting and Fishing Expo	16 River City Hunting and Fishing Expo
17 River City Hunting and Fishing Expo	18 Flotilla 33-1 Meeting Forty & Eight Club	19	20	21	22	23
24	25	26	27	28	29 	30
31						

February 2016



Sun	Mon	Tue	Wed	Thu	Fri	Sat
	1	2	3	4	5	6 Division 33 Meeting & Training Change of Watch
7	8	9	10	11	12	13
14 	15 Flotilla 33-1 Meeting Forty & Eight Club	16	17	18	19	20
21	22	23	24	25	26	27
28	29					