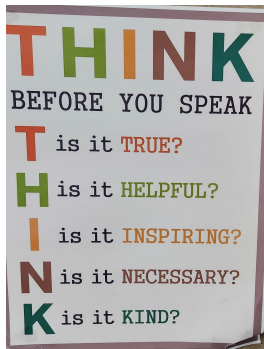


“The Fun One”

VOLUME 15, NUMBER 03, MARCH 2024



*THE OFFICIAL NEWSLETTER
OF FLOTILLA #1,
OF THE
GREAT PLAINS DIVISION
IN THE
8TH WESTERN RIVERS REGION*



**Omaha NE Flotilla
TANGIER SHRINE CENTER
2823 S. 84th St.
Omaha, NE 68124**



FLOTILLA 33-1 OFFICERS

Flotilla Commander (FC) - Barclay Stebbins
Flotilla Vice Commander (VFC) - Patrick Rezac
Immediate Past Flotilla Commander (IPFC) - James Wolfe
AUX Scout - Patrick Rezac
Communications (FSO-CM) - Jim Westcott
Communication Services (FSO-CS)- Jim Wolfe
Diversity (FSO-DV) - Barb Westcott
Treasurer (FSO-FN) - George McNary
Human Resources (FSO-HR) - James Wolfe
Information Services (FSO-IS)-Barclay Stebbins
Materials (FSO-MA) - Bernie McNary
Marine Safety (FSO-MS) - Doug Ives
Member Training (FSO-MT) - Jim Westcott
Aids to Navigation (FSO-NS) - George McNary
Operations (FSO-OP) - Barclay Stebbins
Public Affairs (FSO-PA) - Patrick Rezac
Publications (FSO-PB) - Barb Westcott
Public Education (FSO-PE) - Cannon Kinchelow
Program Visitor (FSO-PV) - Cannon Kinchelow
Secretary (FSO-SR) - Cannon Kinchelow
Vessel Examiner (FSO-VE)-Warren Koehler

Send articles for "The Fun One" to:
Barb Westcott
E-mail: kc0hlb@cox.net

Published by and for members of
Omaha NE Flotilla
U.S. Coast Guard Auxiliary
8th Western Rivers Region.
Opinions expressed herein are not
necessarily those of the
U.S. Coast Guard or
U.S. Coast Guard Auxiliary.

**On Facebook we are found at:
USCGAUX Flotilla 85-33-01**

SCHEDULE OF EVENTS

17 MAR St. Patrick's day
18 MAR Flotilla Meeting
31 MAR Easter Sunday
15 APR Flotilla Meeting

**8WR DISTRICT MONTHLY TRAINING LOOK AT
THE DISTRICT CALENDAR ON THE
WOW WEBSITE TO FIND THE DATES
See the calendars and check our website
for possible date changes, RBS dates and
other operations.**

INSIDE THIS EDITION


Flotilla Officers	2
Schedule of Events	2
Flotilla Commanders Notes	3
Diversity Minute	4
Information Bug	5-9
March Calendar	10
April Calendar	11
Awards Meeting & Dinner Invite	12

**Please remember to check out the
website at:**

<http://a0853301.wow.uscgaux.info>

CONFIDENTIALITY NOTICE-PRIVACY ACT OF 1974
The disclosure of the personal information contained in this publication is subject to the provisions contained in the Privacy Act of 1974. The subject Act, with certain exceptions, prohibits the disclosure, distribution, dissemination or copying of any material containing the home addresses, home telephone number, spouses names and social security numbers, except for official business. Violations may result in disciplinary action by the Coast Guard and/or civilian criminal sanctions.

FLOTILLA COMMANDER'S MONTHLY LETTER



MARCH 2024

Trivia: On March 19, 1946, the District Commodores and Directors of the Auxiliary held a three-day conference at Coast Guard Headquarters in Washington. This meeting of Auxiliarists and regular Coast Guard officers produced a blueprint for a streamlined Auxiliary that would function as a civilian arm of the peacetime Coast Guard. This blueprint was the outline to the future changes to transform the Auxiliary into what it is today.

The Division supported the Lincoln Boat show 2-4 Feb held at the Sandhills Global Event Center. The event had a good turnout and we talked to quite a number of folks that were interested in what we did as an organization, and answered questions about boating safety and laws. I want to thank the members of Flotilla 1 that took the time and made the effort to support it. Those members, myself, Barb and Jim Westcott, Cannon, Justin, and George. BZ for your efforts!

During our February meeting we had the elected and appointed officers take their Oath of Office for those that had not done so. We also had discussions on our future PA events. Doug has an event 9 Mar at the Council Bluffs Library. Patrick has a list of future PA opportunities so we can start planning our VE, MS events to see what activities will work together. Doug Ives is working to get some MS Environmental cleanup scheduled when weather permits.

In January I reviewed the Flotilla Standing Rules and Appendix from March 2012. We reviewed these at the February Flotilla Meeting. The recommended changes were made and sent to the membership. We will review these again and hopefully vote on them at the meeting this month.

Reminder, for those that need RM/TCT, dates are out so watch for those if you need it. Also, for those that need the VE and the IT refresher, the courses are out there for 2024. For the VE and IT refresher, those completions are certified by the Self Attestation form on the site. Please send those forms to me upon completion.

There are a lot of training opportunities being presented at the Spring DTrain in St Louis 17-20 Apr 2024. Check the District website for more information.

I look forward to seeing all of you at our next meeting 18 Mar 2024.

As always, I truly appreciate your efforts in all you do and your continued support!



THE DIVERSITY MINUTE

This information can be found at:

[Welcome to the Diversity & Inclusion Web Site \(uscgaux.info\)](http://uscgaux.info)

"Moving Beyond Simple Tolerance"

Promoting an inclusive atmosphere of acceptance and respect and creating an environment, which fosters an appreciation of the values, skills, and abilities of each individual member.

Diversity & Inclusion is about acknowledging differences and adapting practices to create an inclusive environment in which diverse skills, perspectives and backgrounds are valued. It is about understanding the individual differences among our members that arise from a broad range of backgrounds and lifestyles, recognizing the value of using those different perspectives and ideas to enhance the quality and outcomes of our mission.

Our diversity is shaped by a variety of characteristics including age, ethnicity, gender, disability, language, religious beliefs, life stages, education, career, sexual orientation, personality and marital status. Additionally, Diversity & Inclusion means accepting, welcoming and valuing the differences inherent in every individual and recognizing the contribution that a diverse and inclusive membership can make to our organizational effectiveness and operational performance.

For your consideration, on behalf of the National Commodore, the Diversity & Inclusion Staff and our members, we strongly encourage not only a Diverse & Inclusive membership but that you engage in a *Diversity of Mission*. *We challenge you to recruit new members and retain current members by informing them of the many mission sets available beyond those of Air and Surface Operations, Recreational Boating Safety activities and Public Education. Although these missions are at our core existence, there is so much more... Let's do more!*

Elected leaders and staff officers must implement strategies specific to the needs of their local units. Plans must be consistent with the requirements set forth in the NACO's Strategic Plan and Diversity & Inclusion Statement. Our team stands ready to provide any assistance requested in support of your local program.

Ask of yourselves and your shipmates, *"Are you mission capable and mission ready"* *When the call comes, what do you, our diverse team, have to offer? Be as diverse in your ability to offer your services to your community and the United States Coast Guard as you are in your acceptance of the wide array of diverse cultures that make up our Auxiliary!*

Be Ready, Relevant and Prepared!



INFORMATION BUG

MARCH, 2024

The information for this article was found at:
[Spring Boat Maintenance Checklist | West Marine](#)

SPRING BOAT MAINTENANCE CHECKLIST

As the boating season approaches, is your boat ready to go? Here are some common tasks you may need to perform.

By West Marine Staff, Last Updated: 2/26/2024



Make sure your first launch in spring is trouble free with this spring maintenance checklist. We'll walk you through common task depending on what type of boat you have and where you store it.

- **Getting Started Checklist**
- **Boats Ashore**
- **Outdrives and Outboards**
- **Engines and Related Systems**
- **Sailboat Rigging**
- **Trailers**

Continued on the next page

Getting Started



You should regularly inspect your safety gear and do a detailed inspection at the start of season. If your inflatable PFD indicator is red, you need to rearm it with a PFD re-arming kit like the one above.

- If necessary, reinstall batteries. Top up lead acid batteries with distilled water. Fully charge batteries. Clean, tighten electrical connections, especially terminals of battery cables. Coat battery terminals with insulating film of grease, or apply protective battery terminal spray.
- Open and close seacocks; handles should move freely. Hoses should be double-clamped with stainless-steel hose clamps. Replace any that look rusted.
- Inspect the raw-water intake strainer to be sure it has not cracked, and is clean and free of corrosion. Make sure the strainer's top fits snugly.
- Check running lights. Clean/tighten connections or replace bulbs to assure that all are operating properly.
- Check VHF and GPS antenna connections by disconnecting and spraying with moisture-displacing lubricant, then reconnect and test.
- Look for indications of leaking at trim cylinders and hoses as well as at hydraulic steering pumps and rams. Replace the O-ring or gasket if leaking.
- Make sure the stuffing box or shaft seal is completely dry when the boat is at the dock.
- Inspect portlights, hatches, and deck fittings for dirty or displaced caulking, water trails, dirt, and green corrosion, any of which signals a leak that needs to be recaulked.
- Test bilge pump and high-water switches and alarms.
- Test smoke and carbon monoxide alarms, LPG and gasoline fume detector.
- Check flares (expiration date) and fire extinguishers (charge), and replace/recharge as necessary.
- Check and service safety gear such as life jackets, and MOB gear.

Continued on the next page

Boats Ashore



Inspect all anodes on your boat and replace any that are close to half-deteriorated.

- Inspect props for dinging, pitting, and distortion. Make sure cotter pins are secure. Grip the prop and try moving the shaft — if it's loose, the cutlass bearing may need to be replaced.
- Replace plastic fittings near the waterline with bronze or Marelon.
- Inspect the anodes on the shaft, outdrive, and trim tabs. Replace any that are close to half-deteriorated.
- Check to make sure the rudderstock hasn't been bent.

After the boat is launched, be sure to inspect around the rudder and all thru-hulls for leaks, and check the stuffing box while underway to make sure there is a steady drip.

Outdrives and Outboards

- Inspect rubber outdrive bellows for cracked, dried, and/or deteriorated spots (look in the folds). Replace suspect bellows.
- Replace deteriorated outdrive zincs.
- Check hydraulic trim fluid. If you didn't change it last fall, change it now.

Check lower-unit lube level. Creamy oil indicates water (and a bad seal). Many manufacturers recommend changing the oil every year.



Continued on the next page

Sailboat Rigging

- Inspect swage fittings for rust and cracks. Running rigging should be supple and free of chafe.
- Run a rag over stays and shrouds to find “fishhooks” that indicate the wire needs to be replaced.
- Ensure that spreaders bisect the shrouds. Ends should be protected to prevent chafe.
- Remove tape at turnbuckles and lubricate threads (preferably with Teflon).
- Run a water hose over chainplates to check for leaks. Look for rust streaks inside and out. If necessary, remove them and recaulk.

Trailers



Inspect your trailer tires at the start of season and replace them if the sidewalls or cracked or the tread is worn down.

- Inspect tire treads and sidewalls. Cracks on sidewalls, or lack of tread, indicates the tire may be replaced. Use a gauge to check pressure. Don't forget the trailer's spare tire.
- Sand and paint rusted areas.
- Inspect bearings. Repack as necessary.
- Test tail and back-up lights. Replace burned-out bulbs and chafed wires. Corroded terminals should be cleaned. Make sure the white ground wire is securely attached to the trailer's frame.
- Test the winch, manual or electric to ensure it's working properly.

Flotilla 085-33-01 and Coast Guard Recruiting

by Douglas Ives

Flotilla 085-33-01 members Cannon Kinchelow, James Wolfe and Douglas Ives have had a busy beginning to the 2024 Coast Guard recruiting season. Area High Schools are a prime target for our Coast Guard Enlistment and Coast Guard Academy recruiting efforts. Helping James at the Coast Guard Academy table is civilian Coast Guard Academy Partner Bob White.

Their most recent effort took place at the Council Bluffs Lewis Central High School Trade Exploration Day held on February 15, 2024. Set-up for that event began at 0800 for the 0900 arrival of students from nine area High Schools.

Schools attending were, **AHST (Avoca-Harlan-Shelby-Tennant)**, **ISD (Iowa School for the Deaf)**, **Missouri Valley**, **Lewis Central**, **Riverside**, **Treynor**, **Tri-Center (Neola, Minden, Persia, and the surrounding rural areas, including Beebeetown)**, **Woodbine** and **Saint Albert**.

The hour and one-half saw hundreds of High School students coming through in waves as busses from other High Schools arrived. The students were kept busy stopping at all of the exhibitor tables to look at career options available to them after graduation. Cannon, James and Bob were kept busy answering questions and handing out Enlistment and Academy literature.

Lewis Central High School Career Counselor Patrick Nepple was very excited to see the Coast Guard represented at this years event and has already extended an invitation to us for the 2025 Exploration Day at Lewis Central.





Cannon Kinchelow, James Wolfe and Bob White are set-up and ready for students.

Photo by Doug Ives

March 2024



Sun	Mon	Tue	Wed	Thu	Fri	Sat
					1	2
3	4	5	6	7	8	9
10	11	12	13	14	15	16
17 	18 Omaha Flotilla Meeting	19	20	21	22	23
24	25	26	27	28	29	30
31 						

April 2024

Sun	Mon	Tue	Wed	Thu	Fri	Sat
	1	2	3	4	5	6
7	8	9	10	11	12	13
14	15 Omaha Flotilla Meeting	16	17	18	19	20
21	22	23	24	25	26	27
28	29	30				

SAVE THE DATE OF MAY 4, 2024

DIVISION 33 OF THE 8TH WESTERN RIVERS REGION
WILL HOLD THEIR SPRING BUSINESS MEETING
STARTING PROMPTLY AT 1000 HRS
THE LOCATION WILL BE THE AUXILIARY STATION OMAHA
LOCATED AT 9800 JOHN J PEERSHING DR. OMAHA
Lunch to be determined later

THE DIVISION AWARDS CERMONEY WILL BE HELD AT
CASCIO'S RESTAURANT LOCATED AT
1620 S 10TH St. , OMAHA
SOCIAL HOUR WILL START AT 1800 HRS.
PLEASE CHOOSE FROM THE FOLLOWING MENU ITEMS:
8OZ Top Sirloin - \$38.00
Atlantic Salmon - \$38.00
Chicken Parmesan - \$ 30.00
Tax and gratuity are included in the above prices,
payment via cash or check will be collected prior to the dinner.
Your family is invited to attend.

ADULT BEVERAGES WILL BE AVAILABLE VIA A CASH BAR

Please advise me of your dinner choice and the number attending.
RSVP to me by April 20th 2024.
With your intention to attend the meeting, lunch and
training, the dinner or all three.
You may call or text me at 402-510-0308,
Or email me at kc0h1b@cox.net

The uniform of the day will be Tropical Blues, AWU or Business Casual